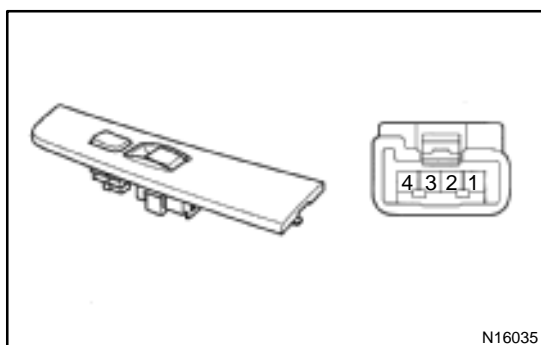


INSPECTION

1. INSPECT DRIVER'S DOOR LOCK CONTROL SWITCH CONTINUITY

Switch position	Tester connection	Specified condition
LOCK	1 – 5, 2 – 6	Continuity
OFF	–	No continuity
UNLOCK	2 – 5, 1 – 6	Continuity

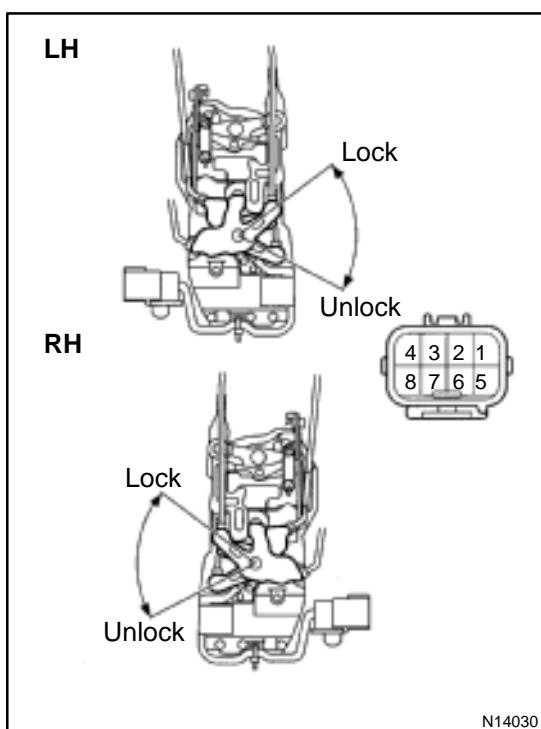
If continuity is not as specified, replace the switch.



2. INSPECT PASSENGER'S DOOR LOCK CONTROL SWITCH CONTINUITY

Switch position	Tester connection	Specified condition
LOCK	3 – 4	Continuity
OFF	–	No continuity
UNLOCK	2 – 4	Continuity

If continuity is not as specified, replace the switch.



3. INSPECT DOOR KEY LOCK AND UNLOCK SWITCH CONTINUITY

LH:

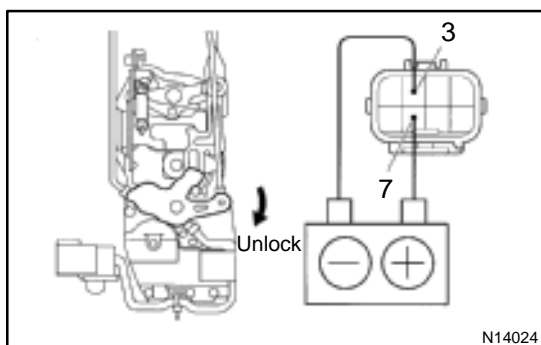
Switch position	Tester connection to terminal number	Specified condition
LOCK	5 – 6	Continuity
OFF	–	No continuity
UNLOCK	1 – 5	Continuity

If continuity is not as specified, replace the switch.

RH:

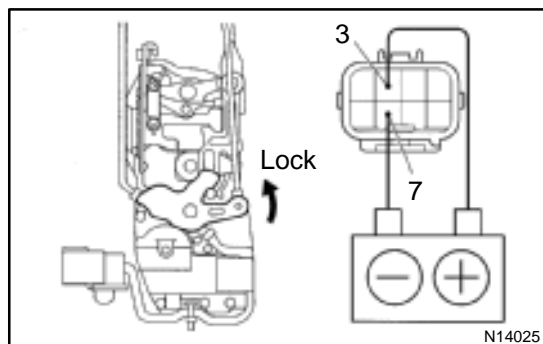
Switch position	Tester connection to terminal number	Specified condition
LOCK	8 – 7	Continuity
OFF	–	No continuity
UNLOCK	4 – 8	Continuity

If continuity is not as specified, replace the switch.



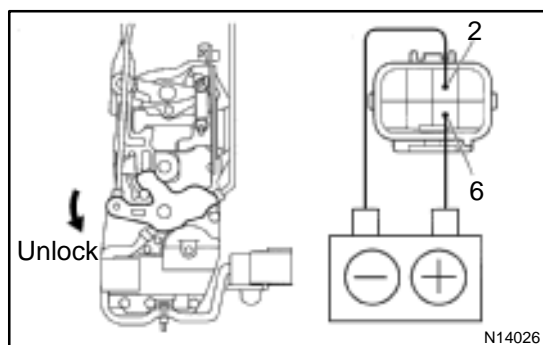
4. INSPECT DRIVER'S DOOR LOCK MOTOR OPERATION

- Connect the positive (+) lead from the battery to terminal 7 and the negative (–) lead to terminal 3, and check that the door lock link moves to UNLOCK position.



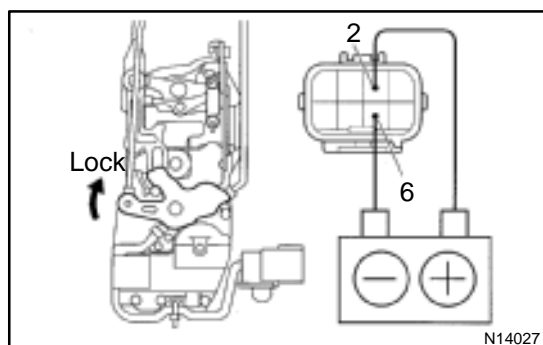
- (b) Remove the polarity and check that the door lock link moves to LOCK position.

If operation is not as specified, replace the door lock assembly.



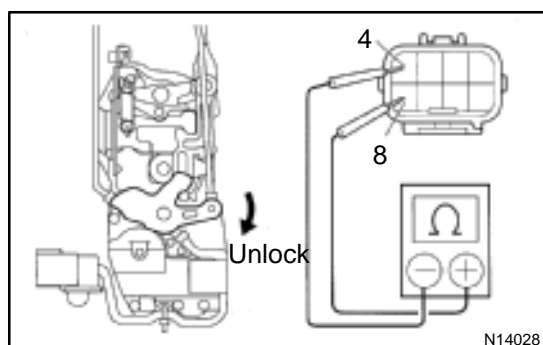
5. INSPECT PASSENGER'S DOOR LOCK MOTOR OPERATION

- (a) Connect the positive (+) lead from the battery to terminal 6 and the negative (–) lead to terminal 2, and check that the door lock moves to UNLOCK position.



- (b) Remove the polarity and check that the door lock link moves to LOCK position.

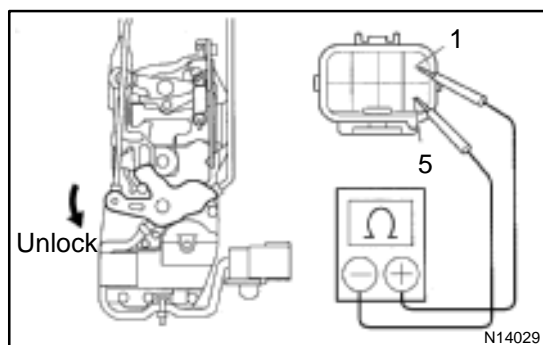
If operation is not as specified, replace the door lock assembly.



6. INSPECT DRIVER'S DOOR UNLOCK DETECTION SWITCH CONTINUITY

Switch position	Tester connection	Specified condition
OFF (Door Lock set to LOCK)	–	No continuity
ON (Door Lock set to UNLOCK)	4 – 8	Continuity

If continuity is not as specified, replace the switch.



7. INSPECT PASSENGER'S DOOR UNLOCK DETECTION SWITCH CONTINUITY

Switch position	Tester connection	Specified condition
OFF (Door Lock set to LOCK)	–	No continuity
ON (Door Lock set to UNLOCK)	1 – 5	Continuity

If continuity is not as specified, replace the switch.